



Electric Fluoroscopy Surgical Table

Variety of models: MEF RG / MEF RG AI / MEF RG DL AI

Medical technology

MEF R01 VERSION



Features

BENEFITS

The Electric Surgical Table is the result of a careful design process, whose development draws from exacting functional requirements. This model offers effective solutions for the widest variety of movements and positions required in the operating room. It performs the standard movements and can be easily adapted to imaging needs. The MEF RG DL AI model is 100% radiotranslucent as it allows longitudinal displacement.

MATERIALS

The Electric Surgical Table is made almost entirely of AISI 304 stainless steel, which provides strength and stability. It has two dual front wheels 75 mm diameter and two rear wheels 75 mm diameter, which enable an agile and smooth movement. It has a manual brake that locks rubber feet, providing firmness and stability. It has a radiotranslucent and resistant APM phenolic board which can accommodate a patient load of up to 250 kg.

ERGONOMICS

The wide range of movements and the longitudinal displacement of 29 cm (MEF DL AI model) provides easy access to the operation area without the need to move the patient. The ergonomic design offers protection and comfort for the patient and easy access to the working area for the surgeon.



ANMAT medical product registration no: PM-2259-1

CERTIFICATIONS



PRODUCT



Included accessories



Anesthesia screen



Pair of shoulder pads



Clamping strap



Pair of side supports



Set of 7 clamps



Pair of arm rests



Pair of universal position leg rests



Neurology head rest



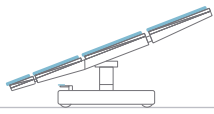
Crank handle (MEF RG DL AI)

VARIETY OF MODELS

AI 304 stainless steel

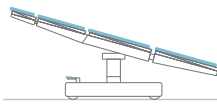
DL AI Longitudinal displacement in 304 stainless steel

Movements and positions



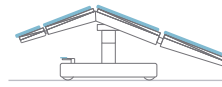
Trendelenburg

28°



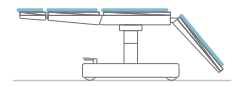
Reverse Trendelenburg

15°



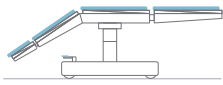
Flex

210°



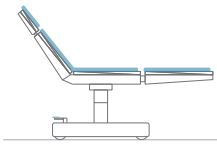
Leg plate down

75°



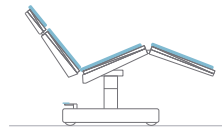
Back rest plate down

30°



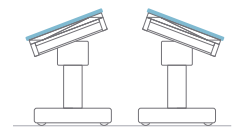
Back rest plate up

80°



Chair

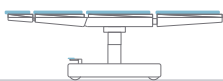
80° 28° 105°
Supine Trendelenburg Leg plate



Right/left tilt

17°

Performance and dimensions



Maximum height

108 cm



Minimum height

83 cm



Maximum patient load

250 Kg

Table width	50 cm
Width with side guides	55 cm
Length of head rest	25 cm
Back rest length	60 cm
Seat length	45 cm
Leg rest length	73 cm
Total length	206 cm
Base length	87 cm
Base width	52 cm
Image width	40 cm
Longitudinal displacement (MEF RG DL AI) ...	29 cm

DO NOT DISPOSE OF ON PUBLIC ROADS. ND MEDICAL S.R.L. RESERVES THE RIGHT TO MAKE CHANGES WITHOUT PRIOR NOTICE.

Distributed by

Carriego 851, Rosario, Santa Fe, Argentina.
Phone number: +54 341 4361082 / +54 9 341 6206906
info@ndmedical.com.ar

Ndmedical

www.ndmedical.com.ar